

OPzV12-200 (12V200Ah)



Ritar OPzV series is a Valve Regulated Lead Acid battery that adopts immobilized GEL and Tubular Plate technology to offer high reliability and performance. The Battery is designed and manufactured according to DIN standards and with die-casting positive grid and patent formula of active material. OPzV series exceeds DIN standard values with more than 20 years floating design life at 25°C and is even more suitable for cyclic use under extreme operating conditions.



Specification

Cells Per Unit	6
Voltage Per Unit	12
Capacity	200Ah@10hr-rate to 1.80V per cell @25°C
Weight	Approx. 73.0 Kg(Tolerance ±2%)
Max. Discharge Current	2000 A (5 sec)
Internal Resistance	Approx. 5.0 mΩ
Operating Temperature Range	Discharge: -40°C~70°C Charge: 0°C~50°C Storage: -20°C~60°C
Normal Operating Temperature Range	25°C±5°C
Float charging Voltage	13.6 to 13.8 VDC/unit Average at 25°C
Recommended Maximum Charging Current	40A
Equalization and Cycle Service	14.2 to 14.4VDC/unit Average at 25°C
Self Discharge	RITAR Valve Regulated Lead Acid (VRLA) batteries can be stored for more than 6 months at 25°C. Self-discharge ratio less than 3% per month at 25°C. Please charge batteries before using.
Terminal	Terminal F14
Container Material	A.B.S. UL94-HB, UL94-V0 Optional.



Dimensions

Unit: mm Dimension: 520(L) × 268 (W) × 220(H)



Constant Current Discharge Characteristics: A (25°C)

F.V/ Time	30min	1h	2h	3h	4h	5h	6h	8h	10h	20h
11.4	98.40	78.00	55.00	41.71	34.20	29.55	26.60	20.76	17.80	9.345
11.2	110.0	86.00	59.00	44.23	36.10	31.09	28.20	21.73	18.60	9.765
11.0	126.0	96.00	64.00	47.14	38.00	32.43	29.20	22.70	19.40	10.19
10.8	140.0	104.0	66.40	48.50	38.76	33.20	30.00	23.28	20.00	10.50
10.5	156.0	111.4	69.40	50.44	39.40	34.00	30.60	23.67	20.40	10.71
10.2	172.0	115.0	71.40	51.41	40.09	34.40	31.00	23.86	20.60	10.82
9.90	177.4	122.2	73.80	52.80	40.66	34.80	31.40	24.06	20.80	10.92
9.60	185.0	126.4	76.60	55.00	41.80	35.40	31.80	24.25	21.00	11.03

Constant Power Discharge Characteristics: W (25°C)

F.V/ Time	30min	1h	2h	3h	4h	5h	6h	8h	10h	20h
11.4	1130	898.5	638.0	484.8	401.6	349.2	315.6	249.1	217.7	114.3
11.2	1243	975.7	676.6	507.8	423.3	366.0	333.6	259.6	227.0	119.2
11.0	1393	1064	720.0	534.2	443.8	380.4	344.4	268.9	235.1	123.4
10.8	1522	1135	744.1	546.2	452.3	388.8	352.8	274.7	240.9	126.5
10.5	1651	1185	768.2	563.0	458.3	398.4	358.8	278.2	244.4	128.3
10.2	1770	1198	787.5	572.6	465.5	402.0	362.4	280.5	246.8	129.6
9.90	1801	1251	809.2	585.1	471.5	405.6	366.0	282.9	247.9	130.2
9.60	1822	1289	828.5	604.3	483.6	409.2	368.4	284.0	249.1	130.8

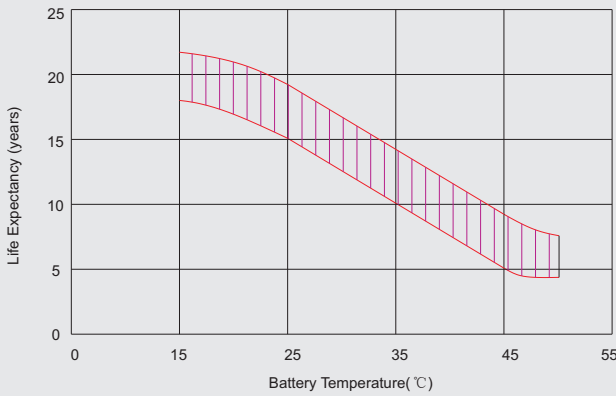
All mentioned values are average values (Tolerance ±2%).

OPzV12-200

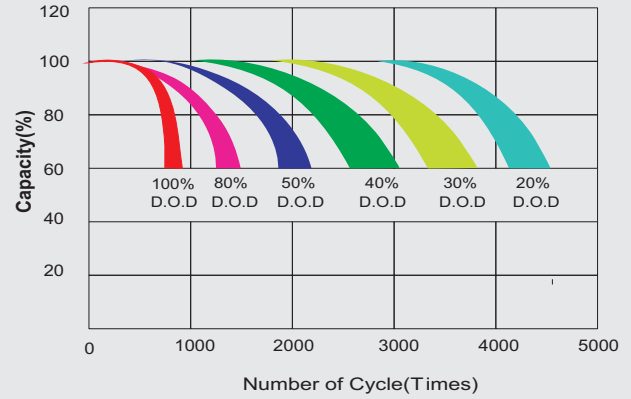
12V200Ah



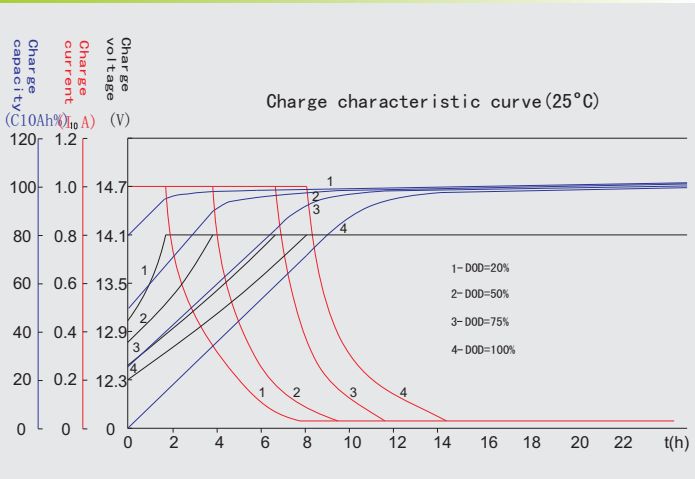
Effect of temperature on long term float life



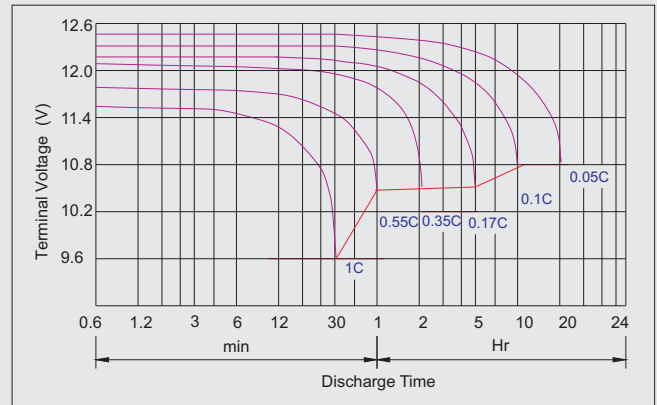
Life characteristics of cyclic use



Charge characteristic Curve for cyclic use



Discharge characteristic Curve



Long time discharge capacity for solar/wind application

Model	Capacity	F.V=1.85VPC					
		C24 (Ah)	C48 (Ah)	C72 (Ah)	C100 (Ah)	C120 (Ah)	C240 (Ah)
OPzV12-200		201.4	212.8	223.4	228.0	232.6	246.2

Capacity factors vs temperature (OPzV series)

Temperature	-30°C	-20°C	-10°C	0°C	10°C	20°C	25°C	30°C	40°C	45°C	50°C
Capacity	60%	75%	83%	89%	92%	99%	100%	103%	105%	107%	109%

Discharge Current VS. Final Voltage

Discharge current	Final voltage (V)
$I_{dis} \leq 0.1I_{10}$	1.90
$0.1I_{10} < I_{dis} \leq I_{10}$	1.85
$I_{10} < I_{dis} \leq 4I_{10}$	1.80
$4I_{10} < I_{dis} \leq 6I_{10}$	1.75
$6I_{10} < I_{dis} \leq 10I_{10}$	1.70
$I_{dis} > 15I_{10}$	1.60

Charge the batteries at least once every one year, if they are stored at 25°C.

Charging Method:

Constant Voltage	-0.2Cx2h+14.1~14.4V, 24h, Max. Current 0.2CA
Constant Current	-0.2Cx2h+0.1CAx12h

Maintenance & Cautions

Float Service:

※ Every month, recommend inspection every battery voltage.

※ Every three months, recommend equalization charge for one time.

Equalization charge method:

Discharge: 40~50% rate capacity discharge.

Charge: Max. current 0.2CA, constant voltage 14.1-14.4V charge 24h.

※ Effect of temperature on float charge voltage: -3mV/°C/Cell.

※ Service life will be directly affected by the number of discharge

cycles, depth of discharge, ambient temperature and charging method.